

Job Name _____
 Job Location _____
 Engineer _____
 Approval _____

Contractor _____
 Approval _____
 Contractor's P.O. No. _____
 Representative _____

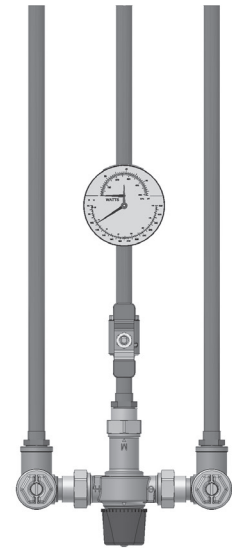
LEAD FREE*

HydroGuard® Master Tempering Valve Supply Fixture

Series LFLM490 Top Inlets/Top Outlet — Exposed

Features

- Features Lead Free* construction to comply with Lead Free* installation requirements.
- Paraffin-based advanced thermal actuation technology to sense and adjust outlet temperature
- Dirt and lime resistant poppet and seat design
- Virtual shutoff if supply pressure fails
- Factory tested valve and piping
- Triple-duty checkstops with filters, dial-thermometer, ball valve
- Rough bronze and chrome finishes



Advanced Thermal Actuation

Specifications

Connections 1/2" (15mm) inlets and outlet
 Maximum Hot Water Supply Temperature 200°F (93°C)
 Minimum Hot Water Supply Temperature 5°F (3°C) above set point
 Minimum Flow** 0.5 gpm (1.9 lpm)
 Maximum Operating Pressure 150 psi (1034 kPa)
 Temperature Adjustment Range 90 – 160°F (32 – 71°C)
 Listing/Compliance (Valve Only) ASSE 1017, GSA B125

* The wetted surface of this product contacted by consumable water contains less than one quarter of one percent (0.25%) of lead by weight.

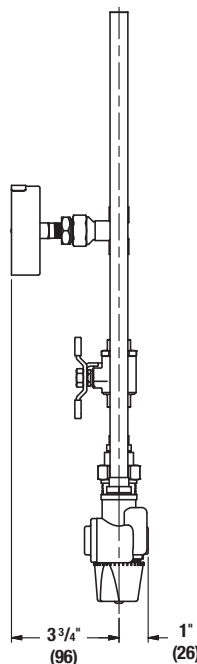
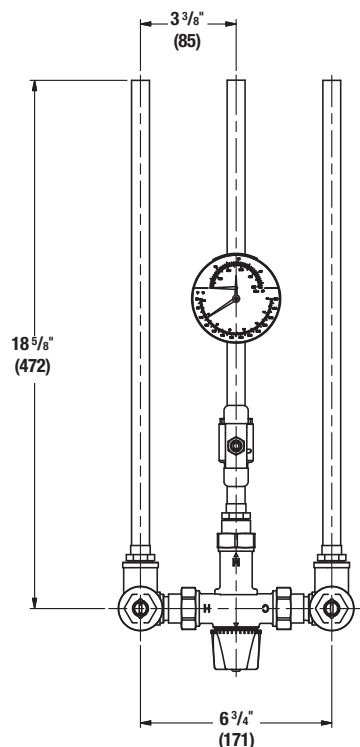
** When tested in accordance with ASSE 1017

Capacity

Flow Capacity at 50-50 Mixed Ratio							
Valve	Cv	Pressure Differential					
		5 psi (35 kPa)	10 psi (69 kPa)	20 psi (138 kPa)	30 psi (207 kPa)	45 psi (310 kPa)	60 psi (414 kPa)
LFLM490	3.42	7.6 gpm (29 lpm)	11.0 gpm (42 lpm)	15.0 gpm (57 lpm)	19.0 gpm (72 lpm)	23.0 gpm (87 lpm)	27.0 gpm (102 lpm)

Powers product specifications in U.S. customary units and metric are approximate and are provided for reference only. For precise measurements, please contact Powers Technical Service. Powers reserves the right to change or modify product design, construction, specifications, or materials without prior notice and without incurring any obligation to make such changes and modifications on Powers products previously or subsequently sold.

Dimensions



Note:
Dimensions are shown $\pm 1/2$ "
Dimensions in parentheses
are in mm

Ordering Information

L F L M 4 9 0 D M S

Valve Order Code

23 gpm (87 lpm) LFLM490

Finish

Rough Bronze A
Chrome Plated C

Piping Inlets/Outlet

Top/Top D

Cabinet Style

Exposed M

Alarm System

None 0
Aqua Sentry® 2 Alarm 4

Option

None 0
Cold Water Bypass 2
T/P Gauge on Inlets 4
C/W Bypass & T/P Gauge on Inlets 6

Temperature Range

Standard 90° – 160°F (32° – 71°C) S

Typical Specification

Supply Fixture shall be factory assembled and tested and feature a HydroGuard® LFLM490 Series Master-Tempering Valve with advanced, paraffin-based actuation technology. The valves shall be constructed using Lead Free* brass. Lead Free* brass valves shall comply with state codes and standards, where applicable, requiring reduced lead content. Supply Fixture shall also include copper piping, ball valve(s) and temperature/pressure gauge for diagnostics. The tempering valve shall have union check stops, an outlet temperature range of 90 – 160°F (32 – 71°C) (with lockable means), and an approach temperature of 5°F (3°C). Valve shall be ASSE 1017 listed and CSA certified. Minimum flow to ASSE 1017 shall be 0.5 gpm (1.9 lpm).

Valve shall be a Powers model _____. All alternatives must have written approval prior to bidding.

POWERS™

A WATTS Brand

USA: Tel: (800) 669-5430 • Fax: (847) 229-0526 • PowersControls.com
Canada: Tel: (905) 332-4090 • Fax: (905) 332-7068 • PowersControls.ca
Latin America: Tel: (52) 81-1001-8600 • PowersControls.com