

Quick-Connect Tempering Valve Tailpiece Kit For Use with Series LM490, LM490-10, LMC490, LM495 Sizes: 1/2", 3/4", 1" (15, 20, 25mm)

Installation Instructions

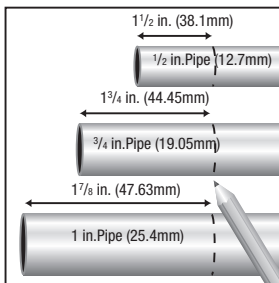
1. Close the hot and cold water supply valves.
2. Remove the existing union nuts and tailpieces.
3. Replace with quick-connect tailpieces and union nuts.
Make sure to include filter gaskets.
4. Follow quick-connect installation below:




Quick-Connect Kit

Quick-Connect Installation

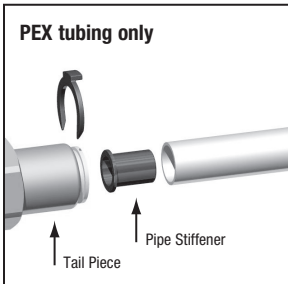
To Connect



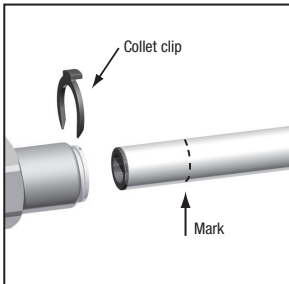
1. Mark pipe as shown. This is pipe insertion depth.



2. Clean pipe end.



3. If using PEX tubing, insert pipe stiffener (provided) into end of pipe.



4. Push tubing into tailpiece up to mark.
5. Insert collet clip.

5. Open cold and hot water supplies.
6. Check all connections for leaks.

CALIFORNIA PROPOSITION 65 WARNING

WARNING: This product contains chemicals known to the State of California to cause cancer and birth defects or other reproductive harm. (California law requires this warning to be given to customers in the State of California.)
For more information: www.watts.com/prop65

Warranty: The Seller warrants that the equipment manufactured by it and covered by this order or contract is free from defects in material and workmanship and, without charge, equipment found to be defective in material or workmanship will be repaired, or at Seller's option replaced F.O.B. original point of shipment, if written notice of failure is received by Seller within one (1) year after date of shipment (unless specifically noted elsewhere), provided said equipment has been properly installed, operated in accordance with the Seller's instructions, and provided such defects are not due to abuse or decomposition by chemical or galvanic action. **THIS EXPRESS WARRANTY IS IN LIEU OF AND EXCLUDES ALL OTHER WARRANTIES, GUARANTEES, OR REPRESENTATIONS, EXPRESS OR IMPLIED. THERE ARE NO IMPLIED WARRANTIES OF MERCHANTABILITY OR OF FITNESS FOR A PARTICULAR PURPOSE.** The Seller assumes no responsibility for repairs made on the Seller's equipment unless done by the Seller's authorized personnel, or by written authority from the Seller. The Seller makes no guarantee with respect to material not manufactured by it.