

For Agricultural and Industrial Applications

Job Name _____

Contractor _____

Job Location _____

Approval _____

Engineer _____

Contractor's P.O. No. _____

Approval _____

Representative _____

APEX™ BA Series

BigAl® Differential Tank/Reservoir Valve

Sizes: 1 ¼" – 1½, 2" (32 – 50mm)

The BigAl valve is designed to handle high flow rates of up to 390 gal/min (1500 L/min) on high pressure, with adjustable water levels that increase pump life and save electricity. The BigAl valve allows for a single level or variable minimum and maximum water levels in pump-fed large storage tanks and reservoirs and in water mains and gravity-fed large storage tanks and reservoirs. For rainwater harvesting applications, it works as a backup water supply control valve, in the event that demand exceeds rainfall.

Features

- Full on, full off
- Very high flow rate 390 gal/min (1500 L/min) at 174 psi (1200 kPa)
- Extremely high volume water inlet control device.
- Soft closing, no water hammer
- Long tail, no tank fittings (thin walled tanks)

Application

- **Pump** fed large reservoirs – it allows for a single level or variable minimum and maximum levels within a reservoir/tank.
- **Mains/Gravity** fed large storage tanks and/or reservoirs – it allows for a single level or variable minimum and maximum water levels within a reservoir/tank.
- **Rain Harvesting** – as a backup water supply control valve, providing a backup supply of water in the event of demand exceeding rainfall.

Models

BA114 US – 1 ¼" NPT (32mm)

BA112 US – 1 ½" NPT (40mm)

BA2 US – 2" NPT (50mm)

RKBA US – Repair Kit

Operating Principle

The BigAL will be closed when both weights are submerged (maximum water level). The valve will remain closed until the bottom weight is exposed (minimum water level). The valve will then open and remain open until the maximum level is reached.



Specifications

Working Pressure: 2 psi – 175 psi (15 kPa – 1200 kPa)

Flow Rates:

Very high flow rates – Very high, 390 gpm, 175 psi at 1200 kPa. Fills a 30,000 litre tank in 30 min (600 kPa inlet pressure)!

Temperature Range: 34°F – 140°F (1°C – 60°C)

Patents

NZ PAT 598546, NZ PAT 328862, NZ PAT 535912, AUS PAT 73644, RSA PAT 98/87777, AUS CLASS 11, NO 1025211

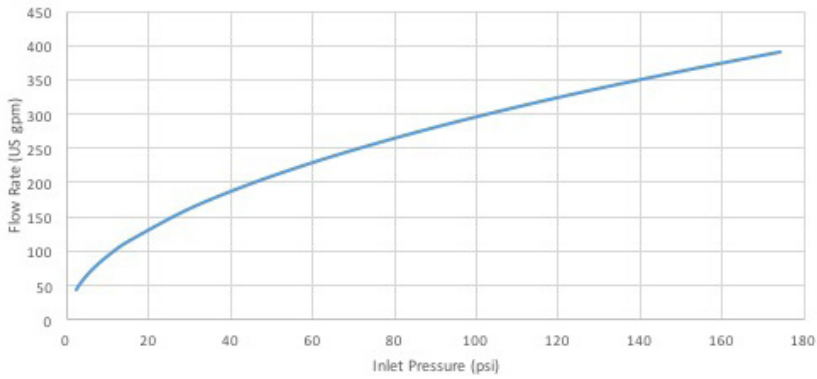
NOTICE

The information contained herein is not intended to replace the full product installation and safety information available or the experience of a trained product installer. You are required to thoroughly read all installation instructions and product safety information before beginning the installation of this product.

Watts product specifications in U.S. customary units and metric are approximate and are provided for reference only. For precise measurements, please contact Watts Technical Service. Watts reserves the right to change or modify product design, construction, specifications, or materials without prior notice and without incurring any obligation to make such changes and modifications on Watts products previously or subsequently sold.

WATTS®

BigAI Flow Chart

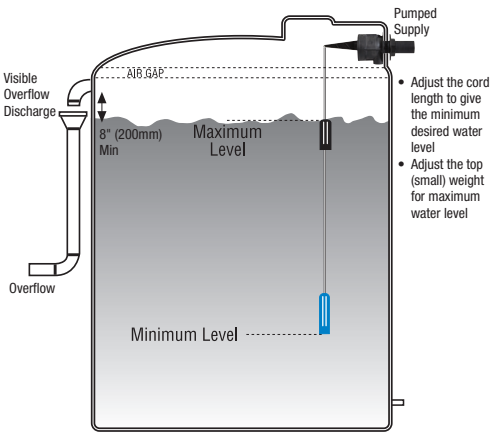


Materials

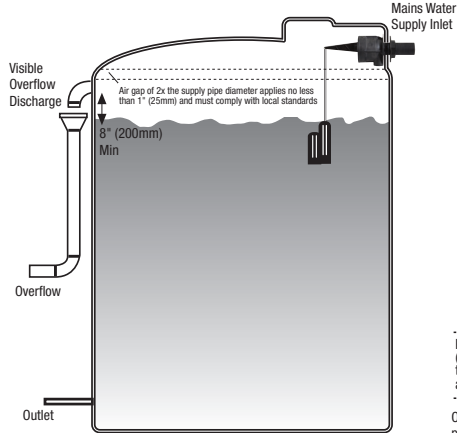
Body: Polyphenylene Sulphide
Arm: Acetyl
Spring: 304 S/S
Seals & O-Rings: Nitrile
Diaphragm: Nitrile

Applications

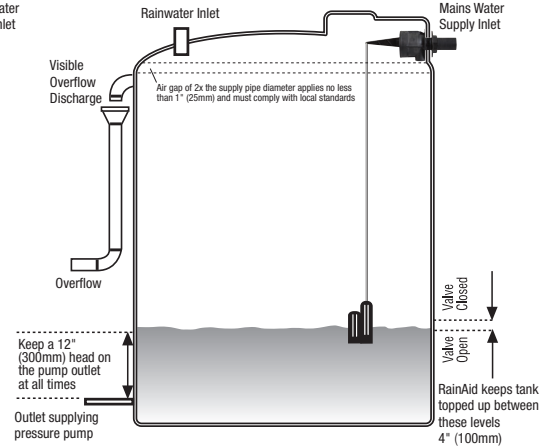
Pump Supply



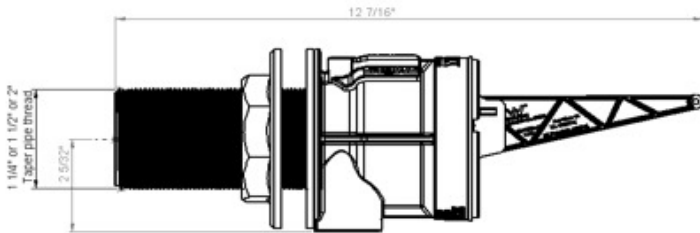
Mains/Gravity Supply



Rain Harvesting



Dimensions – Weights



USA: T: (978) 689-6066 • F: (978) 975-8350 • Watts.com
Canada: T: (905) 332-4090 • F: (905) 332-7068 • Watts.ca
Latin America: T: (52) 81-1001-8600 • Watts.com